

2017



Daily Report of the Iraqi Stock Exchange

2017-10-16

Karmal Stock Exchange Company



find us on [facebook](#)

follow us [twitter](#)

www.isx-karmal.com

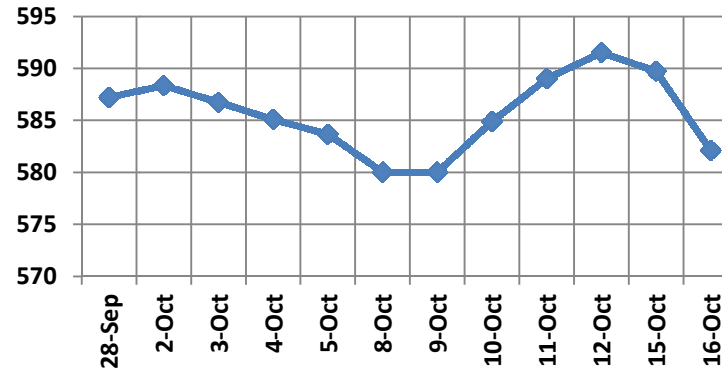
E-mail: info@isx-karmal.com

Summary of the day

value

Volume	306,505,355
Traded Shares	405,650,988
Trades	374
ISX Price Index 60	582.13
Change %	-1.29
Listed Companies	101
Traded Companies	37
High Companies	14
Low Companies	7

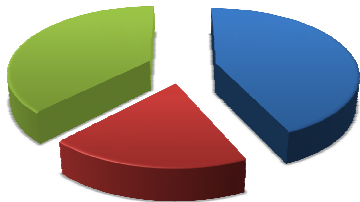
Cursor 60



Day Shares Traded Value Traded

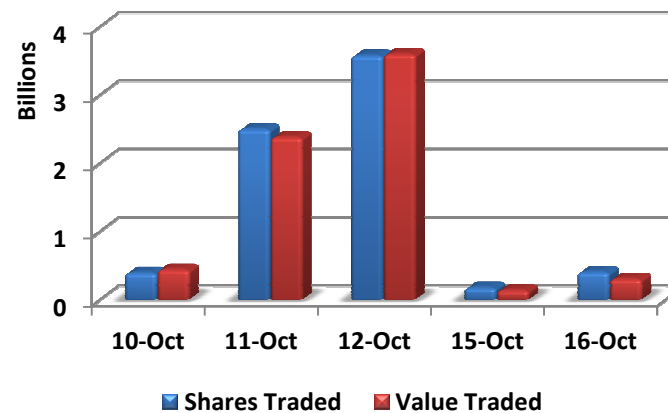
Day	Shares Traded	Value Traded
10/10/2017	394,415,622	443,302,415
11/10/2017	2,498,338,040	2,381,507,513
12/10/2017	3,578,061,881	3,600,890,433
15/10/2017	176,416,047	139,627,617
16/10/2017	405,650,988	306,505,355

Movement companies



- Companies not changed
- Low Companies
- High Companies

AL Karmal offer to customers this daily report to help them to know what has been today in the Iraqi Stock Exchange. And this report prepared by research department of Karmal Stock Exchange Company of sources available and accessible to all, and we must not take the report incentive for buying, selling or taking any investment or decisions. And what of views and information we believe it is fair and accurate as they are. And the karmal Company does not put up with any responsibility for any losses resulting from our daily report.



Value

Company Name	Closing Price	Change(%)	Value
BBOB	0.560	1.82	126,462,623
IBSD	2.540	-2.31	27,090,242
HNTI	6.500	0.93	17,614,000
BMFI	0.330	3.13	16,091,258
IMOS	3.940	0.51	11,972,191

shares

Company Name	Closing Price	Change(%)	Shares
BBOB	0.560	1.82	225,826,113
BMFI	0.330	3.13	49,144,557
BIME	0.350	0	23,000,000
IHLI	0.280	0	22,200,000
BCOI	0.410	0	18,142,536

Gainers

Company Name	Closing Price	Change(%)	Shares
HISH	12.950	7.83	11,908,850
IRMC	10.050	5.79	1,233,720
BNOI	0.490	4.26	6,596,310
BMFI	0.330	3.13	16,091,258
HPAL	13.350	2.69	4,018,375

Losers

Company Name	Closing Price	Change(%)	Value
MTAH	0.910	-9	45,500
BKUI	1.550	-6.63	387,500
HMAN	12.500	-3.47	11,223,850
IBSD	2.540	-2.31	27,090,242
NAME	0.460	-2.13	1,150,000

Companies that have been dealt them in today's session

Company Name	Code	opening Price	highest price	lowest price	Average price	Prev Average price	Closing Price	prev closing price	change (%)	No.of Trades	Traded Shares	Trading Volume
Security Short Name												
aqi agricultural products marketing meat	AIPM	2.850	2.900	2.850	2.900	2.850	2.900	2.850	1.75	4	387,139	1,120,846
IRAQI AGRICULTURAL PRODUCTS	AIRP	7.400	7.400	7.400	7.400	7.400	7.400	7.400	0	1	10,000	74,000
IRAGI FOR SEED PRODUCTION	AISP	4.050	4.100	4.050	4.080	4.050	4.100	4.050	1.23	15	1,350,000	5,513,500
Total of Agriculture Sector										20	1,747,139	6,708,346
Banking Sector												
Bank of Baghdad	BBOB	0.560	0.560	0.560	0.560	0.550	0.560	0.550	1.82	38	225,826,113	126,462,623
COMMERCIAL BANK OF IRAQ	BCOI	0.400	0.410	0.400	0.410	0.410	0.410	0.410	0	13	18,142,536	7,357,351
Investment Bank of Iraq	BIBI	0.450	0.450	0.450	0.450	0.450	0.450	0.450	0	6	2,698,758	1,214,441
Iraqi Middle East Investment bank	BIME	0.350	0.350	0.350	0.350	0.350	0.350	0.350	0	6	23,000,000	8,050,000
kurdistan intl bank f.inv.&div	BKUI	1.550	1.550	1.550	1.550	1.660	1.550	1.660	-6.63	1	250,000	387,500
MOUSIL BANK FOR DEVELOPMENT INVESTMENT	BMFI	0.320	0.330	0.320	0.330	0.320	0.330	0.320	3.13	14	49,144,557	16,091,258
MANSOUR BANK	BMNS	0.710	0.710	0.710	0.710	0.710	0.710	0.710	0	2	1,853,595	1,316,052
NATIONAL BANK OF IRAQ	BNOI	0.470	0.490	0.470	0.490	0.470	0.490	0.470	4.26	16	13,569,688	6,596,310
CREDIT BANK OF IRAQ	BROI	0.640	0.640	0.640	0.640	0.650	0.640	0.650	-1.54	7	3,000,000	1,920,000
Region Trade Bank for Investment	BRTB	1.000	1.000	1.000	1.000	1.000	1.000	0.000	0	4	4,998,000	4,998,000
Total of Banks sector										107	342,483,247	174,393,537
Hotels Sector												
ashour hotel	HASH	7.000	7.000	7.000	7.000	7.000	7.000	7.000	0	1	7,650	53,550
baghdad hotel	HBAG	8.350	8.350	8.350	8.350	8.350	8.350	8.350	0	9	675,500	5,640,425
babylon hotel	HBAY	36.010	36.250	36.010	36.160	36.000	36.250	36.000	0.69	3	105,000	3,796,650
HSIH	HISH	12.010	12.950	12.010	12.600	12.010	12.950	12.010	7.83	23	945,000	11,908,850
karbala hotels	HKAR	1.440	1.440	1.440	1.440	1.420	1.440	1.420	1.41	5	600,000	864,000
Al-Mansour Hotel	HMAN	12.950	12.950	12.500	12.530	12.950	12.500	12.950	-3.47	20	896,000	11,223,850
national for tourist	HNTI	6.490	6.500	6.490	6.500	6.440	6.500	6.440	0.93	29	2,710,000	17,614,000
palestine hotel	HPAL	13.000	13.350	13.000	13.140	13.000	13.350	13.000	2.69	7	305,766	4,018,375
al-sadeer hotl	HSAD	14.050	14.050	14.050	14.050	14.000	14.050	14.000	0.36	1	25,000	351,250
Total of Hotel sector										98	6,269,916	55,470,950
Industry Sector												
baqhdad for packing materiais	IBPM	1.290	1.290	1.290	1.290	1.290	1.290	1.290	0	2	256,226	330,532
Baghdad Soft Drinks	IBSD	2.570	2.570	2.540	2.550	2.600	2.540	2.600	-2.31	40	10,613,090	27,090,242
AL-Hilal Industries	IHLI	0.280	0.280	0.280	0.280	0.280	0.280	0.280	0	5	22,200,000	6,216,000
iraqi date processnig and marketing	IIDP	1.070	1.080	1.070	1.070	1.070	1.070	1.070	0	5	2,503,856	2,689,126
al mansour pharmac.industries	IMAP	0.680	0.680	0.680	0.680	0.680	0.680	0.680	0	12	6,475,000	4,403,000
METALLIC INDUSTRIES AND BICYCLES INDU.	IMIB	0.600	0.600	0.600	0.600	0.600	0.600	0.600	0	2	175,000	105,000

Companies that have been dealt them in today's session

Company Name	Code	opening Price	highest price	lowest price	Average price	Prev Average price	Closing Price	prev closing price	change (%)	No.of Trades	Traded Shares	Trading Volume
Industry Sector												
modern sewing	IMOS	3.860	3.940	3.800	3.860	3.920	3.940	3.920	0.51	26	3,101,611	11,972,191
national chemical& plast.ind	INCP	0.510	0.510	0.510	0.510	0.520	0.510	0.520	-1.92	5	3,600,000	1,836,000
Ready Made Clothes	IRMC	9.990	10.100	9.990	10.040	9.500	10.050	9.500	5.79	7	122,832	1,233,720
Total of Industry sector										104	49,047,615	55,875,811
MONEY TRANSFER												
Al-Harir For Money Transfer	MTAH	0.910	0.910	0.910	0.910	1.000	0.910	1.000	-9	1	50,000	45,500
Al-Rabita Al-Malya For Money Transfer	MTRA	0.500	0.500	0.500	0.500	0.500	0.500	0.500	0	4	400,000	200,000
total MONEY TRANSFER										5	450,000	245,500
Insurance Sector												
Al-Amen Insurance	NAME	0.460	0.460	0.460	0.460	0.470	0.460	0.470	-2.13	4	2,500,000	1,150,000
Total of Insurance sector										4	2,500,000	1,150,000
Services sector												
Kharkh Tour Amuzement City	SKTA	4.200	4.200	4.200	4.200	4.200	4.200	4.200	0	34	2,700,000	11,340,000
Mamoura Realestate Investment	SMRI	1.860	1.860	1.860	1.860	1.850	1.860	1.850	0.54	1	303,071	563,712
Total of Services sector										35	3,003,071	11,903,712
Telecommunication Sector												
Asia-Cell Telecommunic	TASC	5.050	5.050	5.050	5.050	5.050	5.050	5.050	0	1	150,000	757,500
Total of Telecommunication Sector										1	150,000	757,500
Grand Total										374	405,650,988	306,505,355

Support and resistance and the collection and disposal of the shares during the next session

Name	Last	High	Low	Traded Shares	Trading Volume	Support 2	Support 1	Focal	Resistance 1	Resistance 2	Collection and disposal
AIPM	2.900	2.900	2.850	387,139	1,120,846	2.833	2.867	2.883	2.917	2.933	Collecting
AIRP	7.400	7.400	7.400	10,000	74,000	7.400	7.400	7.400	7.400	7.400	Discharge
AISP	4.100	4.100	4.050	1,350,000	5,513,500	4.033	4.067	4.083	4.117	4.133	Collecting
BBOB	0.560	0.560	0.560	225,826,113	126,462,623	0.560	0.560	0.560	0.560	0.560	Discharge
BCOI	0.410	0.410	0.400	18,142,536	7,357,351	0.397	0.403	0.407	0.413	0.417	Collecting
BIBI	0.450	0.450	0.450	2,698,758	1,214,441	0.450	0.450	0.450	0.450	0.450	Discharge
BIME	0.350	0.350	0.350	23,000,000	8,050,000	0.350	0.350	0.350	0.350	0.350	Discharge
BKUI	1.550	1.550	1.550	250,000	387,500	1.550	1.550	1.550	1.550	1.550	Discharge
BMFI	0.330	0.330	0.320	49,144,557	16,091,258	0.317	0.323	0.327	0.333	0.337	Collecting
BMNS	0.710	0.710	0.710	1,853,595	1,316,052	0.710	0.710	0.710	0.710	0.710	Discharge
BNOI	0.490	0.490	0.470	13,569,688	6,596,310	0.463	0.477	0.483	0.497	0.503	Collecting
BROI	0.640	0.640	0.640	3,000,000	1,920,000	0.640	0.640	0.640	0.640	0.640	Discharge
BRTB	1.000	1.000	1.000	4,998,000	4,998,000	1.000	1.000	1.000	1.000	1.000	Discharge
HASH	7.000	7.000	7.000	7,650	53,550	7.000	7.000	7.000	7.000	7.000	Discharge
HBAG	8.350	8.350	8.350	675,500	5,640,425	8.350	8.350	8.350	8.350	8.350	Discharge
HBAY	36.250	36.250	36.010	105,000	3,796,650	35.930	36.090	36.170	36.330	36.410	Collecting
HISH	12.950	12.950	12.010	945,000	11,908,850	11.697	12.323	12.637	13.263	13.577	Collecting
HKAR	1.440	1.440	1.440	600,000	864,000	1.440	1.440	1.440	1.440	1.440	Discharge
HMAN	12.500	12.950	12.500	896,000	11,223,850	12.200	12.350	12.650	12.800	13.100	Discharge
HNTI	6.500	6.500	6.490	2,710,000	17,614,000	6.487	6.493	6.497	6.503	6.507	Collecting
HPAL	13.350	13.350	13.000	305,766	4,018,375	12.883	13.117	13.233	13.467	13.583	Collecting
HSAD	14.050	14.050	14.050	25,000	351,250	14.050	14.050	14.050	14.050	14.050	Discharge
IBPM	1.290	1.290	1.290	256,226	330,532	1.290	1.290	1.290	1.290	1.290	Discharge
IBSD	2.540	2.570	2.540	10,613,090	27,090,242	2.520	2.530	2.550	2.560	2.580	Discharge
IHLI	0.280	0.280	0.280	22,200,000	6,216,000	0.280	0.280	0.280	0.280	0.280	Discharge
IIDP	1.070	1.080	1.070	2,503,856	2,689,126	1.063	1.067	1.073	1.077	1.083	Discharge
IMAP	0.680	0.680	0.680	6,475,000	4,403,000	0.680	0.680	0.680	0.680	0.680	Discharge
IMIB	0.600	0.600	0.600	175,000	105,000	0.600	0.600	0.600	0.600	0.600	Discharge
IMOS	3.940	3.940	3.800	3,101,611	11,972,191	3.753	3.847	3.893	3.987	4.033	Collecting
INCP	0.510	0.510	0.510	3,600,000	1,836,000	0.510	0.510	0.510	0.510	0.510	Discharge
IRMC	10.050	10.100	9.990	122,832	1,233,720	9.937	9.993	10.047	10.103	10.157	Collecting
MTAH	0.910	0.910	0.910	50,000	45,500	0.910	0.910	0.910	0.910	0.910	Discharge
MTRA	0.500	0.500	0.500	400,000	200,000	0.500	0.500	0.500	0.500	0.500	Discharge
NAME	0.460	0.460	0.460	2,500,000	1,150,000	0.460	0.460	0.460	0.460	0.460	Discharge
SKTA	4.200	4.200	4.200	2,700,000	11,340,000	4.200	4.200	4.200	4.200	4.200	Discharge
SMRI	1.860	1.860	1.860	303,071	563,712	1.860	1.860	1.860	1.860	1.860	Discharge
TASC	5.050	5.050	5.050	150,000	757,500	5.050	5.050	5.050	5.050	5.050	Discharge

Note: You specify the collection and disposal, and support and resistance according to all mathematical equation

Announcements and Market News

Minutes of the meeting of the General Assembly certified to the Iraqi Company for the production and marketing of agricultural products held on 2017/8/21

15/10/2017 11:08

schedule of work :

- 1- Discuss the report of the Board of Directors on the company's activities for the financial year ended 31/12-2016
- 2 - Discuss the report of the Office of Financial Supervision and answer the company and discuss the general budget and final accounts for the financial year ended 31/12-2016 and ratification
- 3- Approval of the distribution of profits
- 4- Releasing the Chairman of the Board of Directors and the members of the Board of Directors and determining their remuneration
- 5- The wording of paragraph (6-b) of the agenda items of the minutes of the General Assembly held on 21-6-2015 shall be the words buying a property instead of buying a commercial or non-commercial property

The shares of National Tourism Investment Company will be traded on Monday, 2017/10/16 after meeting the quarterly disclosure requirements

15/10/2017 10:48

The company's shares will be traded starting on Monday 2017/10/16 after the company fulfills its financial disclosure requirements and submits its financial statements for the second quarter of 2017

The meeting of the General Assembly of the International Bank of Kurdistan will be held on Tuesday, 2017/10/31

15/10/2017 08:59

The meeting of the general assembly of the company will be held at 10 am on Tuesday, 2017/10/31 at the company's headquarters. The meeting on Wednesday 25/10/2017 will be the last trading session on the company's shares.

schedule of work :

- 1- Discuss the report of the Board of Directors on the company's activities for the financial year ended 31/12-2016
- 2- Discussing the auditors' report for the financial year ended 31/12/2016
- 3 - Discussion of the final accounts for the financial year ended 31-12-2016
- 4- Discuss the report of the Audit Committee for the financial year ended 31/12/2016
- 5 - Discuss the report of the Shariah Committee
- 6- Discussing the profit share for the fiscal year ended 31/12-2016
- 7 - Modify the name of the company (by adding an Islamic word) to the current name
8. Appointing the auditor for the fiscal year 2017 and determining his wages
- 9 - discharge of the Chairman of the Board of Directors and members of the Board of Directors