

# 2018



## **Weekly Report of the Iraqi Stock Exchange 2018-05-17**

### **Karmal Stock Exchange Company**



find us on [facebook](#)

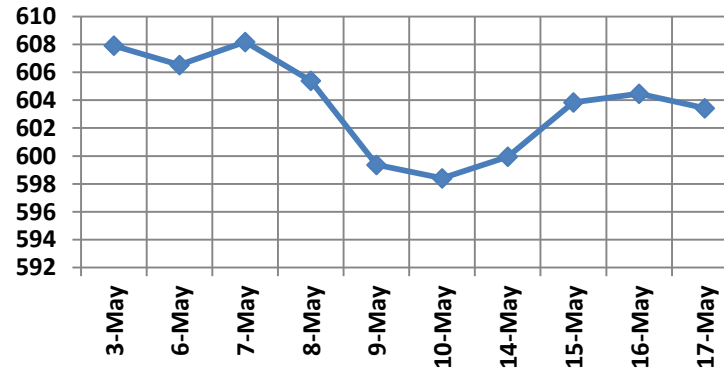
follow us [twitter](#)

[www.isx-karmal.com](http://www.isx-karmal.com)

E-mail: [info@isx-karmal.com](mailto:info@isx-karmal.com)

Summary of the weekly	value
Volume	16,996,496,866
Traded Shares	17,561,295,391
Trades	1,646
ISX Price Index 60	603.42
Change %	0.84
Traded Companies	42
High Companies	11
Low Companies	20

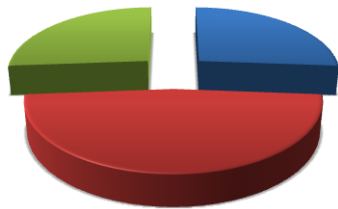
### Cursor 60



Value			
Company Name	Closing Price	Change(%)	Value
BQAB	1.000	0.00	14,500,000,000
BBOB	0.490	2.51	808,493,552
IBSD	4.000	2.29	674,111,017
INCP	0.790	-1.25	242,675,643
HBAY	66.000	10.84	157,621,232

shares			
Company Name	Closing Price	Change(%)	shares
BQAB	1.000	0.00	14,500,000,000
BBOB	0.490	2.51	1,658,712,063
INCP	0.790	-1.25	303,406,565
BGUC	0.250	-3.85	276,100,000
IBSD	4.000	2.29	170,831,205

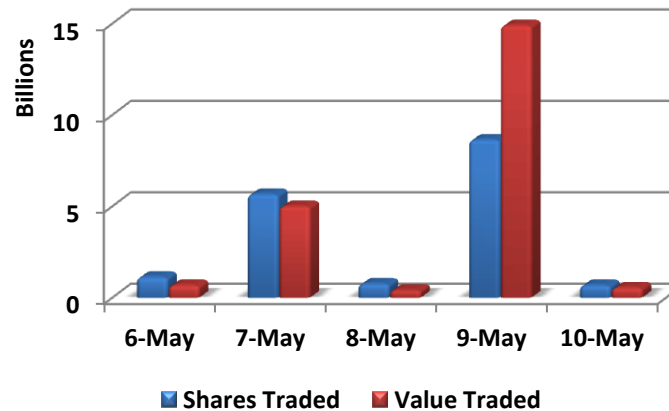
### Movement companies



- Companies not changed
- Low Companies
- High Companies

Day	Shares Traded	Value Traded	Trades
14/05/2018	7,519,872,423	7,580,125,814	411
15/05/2018	1,441,959,424	894,180,317	478
16/05/2018	822,134,121	704,711,213	404
17/05/2018	7,777,329,423	7,817,479,521	353
<b>Total this week</b>	<b>17,561,295,391</b>	<b>16,996,496,866</b>	<b>1,646</b>
<b>Total previous week</b>	<b>16,907,338,340</b>	<b>21,573,144,995</b>	<b>2,140</b>

Gainers			
Company Name	Closing Price	Change(%)	Value
IMIB	2.530	19.57	119,751,939
HBAY	66.000	10.84	157,621,232
AIRP	8.000	9.59	290,720
BUND	0.180	5.88	1,532,966
BMFI	0.230	4.55	2,711,776



Losers			
Company Name	Closing Price	Change(%)	Value
BELF	0.240	-11.41	1,036,550
IRMC	6.500	-7.28	5,510,391
BROI	0.550	-6.86	2,706,000
IIDP	1.220	-6.27	11,433,554
IHLI	0.450	-4.30	72,235,131

AL Karmal offer to customers this daily report to help them to know what has been today in the Iraqi Stock Exchange. And this report prepared by research department of Karmal Stock Exchange Company of sources available and accessible to all, and we must not take the report incentive for buying, selling or taking any investment or decisions. And what of views and information we believe it is fair and accurate as they are. And the karmal Company does not put up with any responsibility for any losses resulting from our daily report.

**Companies that have been dealt during the last week**

Company Name	Code	opening Price	highest price	lowest price	Closing Price	change (%)	No.of Trades	Traded Shares	Trading Volume
<b>Banks Sector</b>									
Ashour Bank	BASH	0.270	0.270	0.270	0.270	0.00	8	4,009,369	1,082,530
Babylon Bank	BBAY	0.230	0.230	0.230	0.230	0.00	1	10,500,000	2,415,000
Bank Of Baghdad	BBOB	0.480	0.520	0.470	0.490	2.51	330	1,658,712,063	808,493,552
Elaf Islamic Bank	BELF	0.250	0.260	0.240	0.240	-11.41	10	4,250,000	1,036,550
Gulf Commercial Bank	BGUC	0.260	0.260	0.250	0.250	-3.85	44	276,100,000	70,951,000
Investment Bank of Iraq	BIBI	0.420	0.440	0.420	0.420	0.05	21	33,005,334	14,177,938
Iraqi Islamic Bank	BIIB	0.450	0.450	0.450	0.450	-2.17	12	14,114,740	6,351,633
Middle East Investment Bank	BIME	0.220	0.240	0.220	0.230	0.18	41	157,485,000	36,974,850
Mosul Bank For Investment	BMFI	0.220	0.230	0.220	0.230	4.55	8	12,000,000	2,711,776
Al-Mansour Bank	BMNS	0.860	0.860	0.860	0.860	0.00	4	5,408,943	4,651,691
National Bank of Iraq	BNOI	0.530	0.530	0.530	0.530	0.00	1	250,000	132,500
North Bank	BNOR	0.160	0.160	0.160	0.160	0.00	18	69,720,822	11,155,332
Al- Qabidh Isiamic Bank	BQAB	1.000	1.000	1.000	1.000	0.00	3	14,500,000,000	14,500,000,000
Credit Bank Of Iraq	BROI	0.580	0.580	0.550	0.550	-6.86	5	4,800,000	2,706,000
Sumer Commerical Bank	BSUC	0.900	0.900	0.900	0.900	1.12	6	7,574,157	6,816,741
United Bank	BUND	0.180	0.180	0.180	0.180	5.88	7	8,516,479	1,532,966
<b>Total of Banks sector</b>							<b>519</b>	<b>16,766,446,907</b>	<b>15,471,190,059</b>
<b>Telecommunication Sector</b>									
Asia Cell Telecommunication	TASC	8.940	8.940	8.700	8.700	-2.93	19	894,169.00	7,854,904.10
<b>Total of Telecommunication Sector</b>							<b>19</b>	<b>894,169.00</b>	<b>7,854,904.10</b>
<b>Insurance Sector</b>									
Gulf Insurance	NGIR	0.630	0.630	0.630	0.630	0.00	3	2,000,000	1,260,000
<b>Total of Insurance sector</b>							<b>3</b>	<b>2,000,000</b>	<b>1,260,000</b>
<b>Services Sector</b>									
Kharkh Tour Amuzement City	SKTA	4.900	4.930	4.800	4.830	-1.42	72	11,915,534	57,848,004
Al-Mosul for funfairs	SMOF	14.300	14.300	13.500	13.750	-1.79	6	256,289	3,517,902
Mamoura Realestate Investment	SMRI	1.870	1.900	1.850	1.870	-0.52	79	35,957,207	67,690,146
<b>Total of Services sector</b>							<b>157</b>	<b>48,129,030</b>	<b>129,056,052</b>
<b>Industry Sector</b>									
Baghdad for Packing Materials	IBPM	1.700	1.700	1.530	1.530	-3.75	4	211,383	328,686
Baghdad Soft Drinks	IBSD	3.910	4.000	3.910	4.000	2.29	212	170,831,205	674,111,017
Al -HiLal Industries	IHLI	0.470	0.470	0.450	0.450	-4.30	76	158,870,936	72,235,131
Iraqi Marketing Date	IIDP	1.290	1.290	1.200	1.220	-6.27	16	9,247,040	11,433,554
Iraqi Engineering Works	IIEW	0.890	0.890	0.870	0.870	-1.12	5	1,285,449	1,133,321

**Companies that have been dealt during the last week**

Company Name	Code	opening Price	highest price	lowest price	Closing Price	change (%)	No.of Trades	Traded Shares	Trading Volume
<b>Industry Sector</b>									
Iraqi For Tufted Carpets	IITC	8.050	8.050	8.000	8.050	0.00	11	356,430	2,856,236
Al-Kindi of Veterinary Vaccines	IKLV	2.040	2.100	1.930	1.950	-2.49	54	31,157,594	61,563,892
Metallic Industries and Bicycles	IMIB	2.150	2.530	2.150	2.530	19.57	300	50,952,942	119,751,939
Modern Sewing	IMOS	6.000	6.000	5.350	5.400	-3.61	20	1,054,878	5,681,670
National Chemical &Plastic	INCP	0.810	0.810	0.790	0.790	-1.25	150	303,406,565	242,675,643
Ready Made Clothes	IRMC	7.010	7.010	6.500	6.500	-7.28	7	787,206	5,510,391
<b>Total of Industry sector</b>							<b>855</b>	<b>728,161,628</b>	<b>1,197,281,478</b>
<b>Money Transfer Sector</b>									
Al-Harir for Money Transfer	MTAH	1.000	1.000	1.000	1.000	0.00	3	2,600,000	2,600,000
<b>Total of Money Transfer sector</b>							<b>3</b>	<b>2,600,000</b>	<b>2,600,000</b>
<b>Hotels Sector</b>									
Babylon Hotel	HBAY	60.000	66.000	60.000	66.000	10.84	34	2,470,054	157,621,232
Ishtar Hotels	HISH	12.500	12.500	12.500	12.500	0.00	1	70,000	875,000
Karbala Hotels	HKAR	1.000	1.000	1.000	1.000	0.00	7	8,025,000	8,025,000
National for Tourist Investment	HNTI	7.950	8.000	7.860	7.860	-1.77	29	2,126,884	16,806,128
Palestine Hotel	HPAL	12.600	12.600	12.600	12.600	-1.56	3	155,875	1,964,025
Al-Sadeer Hotel	HSAD	18.500	18.500	18.500	18.500	-2.63	2	60,000	1,110,000
Tourist Village of Mosul dam	HTVM	5.630	5.630	5.630	5.630	0.18	1	4,000	22,520
<b>Total of Hotels Sector</b>							<b>77</b>	<b>12,911,813</b>	<b>186,423,905</b>
<b>Agriculture Sector</b>									
Agricultural Products Meat	AIPM	4.700	4.700	4.500	4.520	-3.82	3	115,444	539,748
Iraqi Agricultural Products	AIRP	7.800	8.000	7.800	8.000	9.59	10	36,400	290,720
<b>Total of Agriculture Sector</b>							<b>13</b>	<b>151,844</b>	<b>830,468</b>
<b>Total market</b>							<b>1,646</b>	<b>17,561,295,391</b>	<b>16,996,496,866</b>

## Support and resistance and the collection and disposal of the shares during the next week

Name	Last	High	Low	Traded Shares	Trading Volume	Support 2	Support 1	Focal	Resistance 1	Resistance 2	Collection and disposal
AIPM	4.520	4.700	4.500	115,444	539,748	4.373	4.447	4.573	4.647	4.773	Discharge
AIRP	8.000	8.000	7.800	36,400	290,720	7.733	7.867	7.933	8.067	8.133	Collecting
BASH	0.270	0.270	0.270	4,009,369	1,082,530	0.270	0.270	0.270	0.270	0.270	Discharge
BBAY	0.230	0.230	0.230	10,500,000	2,415,000	0.230	0.230	0.230	0.230	0.230	Discharge
BBOB	0.490	0.520	0.470	1,658,712,063	808,493,552	0.443	0.467	0.493	0.517	0.543	Collecting
BELF	0.240	0.260	0.240	4,250,000	1,036,550	0.227	0.233	0.247	0.253	0.267	Discharge
BGUC	0.250	0.260	0.250	276,100,000	70,951,000	0.243	0.247	0.253	0.257	0.263	Discharge
BIBI	0.420	0.440	0.420	33,005,334	14,177,938	0.407	0.413	0.427	0.433	0.447	Discharge
BIIB	0.450	0.450	0.450	14,114,740	6,351,633	0.450	0.450	0.450	0.450	0.450	Discharge
BIME	0.230	0.240	0.220	157,485,000	36,974,850	0.210	0.220	0.230	0.240	0.250	Discharge
BMFI	0.230	0.230	0.220	12,000,000	2,711,776	0.217	0.223	0.227	0.233	0.237	Collecting
BMNS	0.860	0.860	0.860	5,408,943	4,651,691	0.860	0.860	0.860	0.860	0.860	Discharge
BNOI	0.530	0.530	0.530	250,000	132,500	0.530	0.530	0.530	0.530	0.530	Discharge
BNOR	0.160	0.160	0.160	69,720,822	11,155,332	0.160	0.160	0.160	0.160	0.160	Discharge
BQAB	1.000	1.000	1.000	14,500,000,000	14,500,000,000	1.000	1.000	1.000	1.000	1.000	Discharge
BROI	0.550	0.580	0.550	4,800,000	2,706,000	0.530	0.540	0.560	0.570	0.590	Discharge
BSUC	0.900	0.900	0.900	7,574,157	6,816,741	0.900	0.900	0.900	0.900	0.900	Discharge
BUND	0.180	0.180	0.180	8,516,479	1,532,966	0.180	0.180	0.180	0.180	0.180	Discharge
HBAY	66.000	66.000	60.000	2,470,054	157,621,232	58.000	62.000	64.000	68.000	70.000	Collecting
HISH	12.500	12.500	12.500	70,000	875,000	12.500	12.500	12.500	12.500	12.500	Discharge
HKAR	1.000	1.000	1.000	8,025,000	8,025,000	1.000	1.000	1.000	1.000	1.000	Discharge
HNTI	7.860	8.000	7.860	2,126,884	16,806,128	7.767	7.813	7.907	7.953	8.047	Discharge
HPAL	12.600	12.600	12.600	155,875	1,964,025	12.600	12.600	12.600	12.600	12.600	Discharge
HSAD	18.500	18.500	18.500	60,000	1,110,000	18.500	18.500	18.500	18.500	18.500	Discharge
HTVM	5.630	5.630	5.630	4,000	22,520	5.630	5.630	5.630	5.630	5.630	Discharge
IBPM	1.530	1.700	1.530	211,383	328,686	1.417	1.473	1.587	1.643	1.757	Discharge
IBSD	4.000	4.000	3.910	170,831,205	674,111,017	3.880	3.940	3.970	4.030	4.060	Collecting
IHLI	0.450	0.470	0.450	158,870,936	72,235,131	0.437	0.443	0.457	0.463	0.477	Discharge
IIDP	1.220	1.290	1.200	9,247,040	11,433,554	1.147	1.183	1.237	1.273	1.327	Discharge
IIEW	0.870	0.890	0.870	1,285,449	1,133,321	0.857	0.863	0.877	0.883	0.897	Discharge
IITC	8.050	8.050	8.000	356,430	2,856,236	7.983	8.017	8.033	8.067	8.083	Collecting
IKLV	1.950	2.100	1.930	31,157,594	61,563,892	1.823	1.887	1.993	2.057	2.163	Discharge
IMIB	2.530	2.530	2.150	50,952,942	119,751,939	2.023	2.277	2.403	2.657	2.783	Collecting
IMOS	5.400	6.000	5.350	1,054,878	5,681,670	4.933	5.167	5.583	5.817	6.233	Collecting

**Support and resistance and the collection and disposal of the shares during the next week**

Name	Last	High	Low	Traded Shares	Trading Volume	Support 2	Support 1	Focal	Resistance 1	Resistance 2	Collection and disposal
INCP	0.790	0.810	0.790	303,406,565	242,675,643	0.777	0.783	0.797	0.803	0.817	Discharge
IRMC	6.500	7.010	6.500	787,206	5,510,391	6.160	6.330	6.670	6.840	7.180	Discharge
MTAH	1.000	1.000	1.000	2,600,000	2,600,000	1.000	1.000	1.000	1.000	1.000	Discharge
NGIR	0.630	0.630	0.630	2,000,000	1,260,000	0.630	0.630	0.630	0.630	0.630	Discharge
SKTA	4.830	4.930	4.800	11,915,534	57,848,004	4.723	4.777	4.853	4.907	4.983	Discharge
SMOF	13.750	14.300	13.500	256,289	3,517,902	13.050	13.400	13.850	14.200	14.650	Collecting
SMRI	1.870	1.900	1.850	35,957,207	67,690,146	1.823	1.847	1.873	1.897	1.923	Discharge
TASC	8.700	8.940	8.700	894,169.00	7,854,904.10	8.540	8.620	8.780	8.860	9.020	Discharge

## Announcements and Market News

- 
- 17/05/2018 09:33 Execute International Cross Order for AlQabidh Islamic Bank On Thursday 17/5/2018
  - 16/05/2018 05:04 General Assembly Meeting for Babylon Hotel will be holding on Monday 28/5/2018
  - 15/05/2018 11:05 Re- trading shares for Al-Ameen Financial Investment on Wednesday session 16/5/2018
  - 14/05/2018 09:31 Execute International Cross Order for Al-Qabidh Islamic Bank On Monday 14/5/2018
  - 17/05/2018 05:47 Disclosure - Iraqi Co.for Tufted Carpets produce the Annual Financial Statements for 2017
  - 16/05/2018 06:23 Disclosure - Iraqi Middle East Bank Co. produce the Quarterly Financial Statements of the First quarter 2018
  - 15/05/2018 08:18 Disclosure - Dija & Furat Bank Co. produce the Quarterly Financial Statements of the First quarter 2018
  - 15/05/2018 07:10 Disclosure - Kurdistan International Islamic Bank produce the Annual Financial Statements for 2017
  - 14/05/2018 07:09 Announcement - Al-Mansour Bank ask Shareholders to receive cash money
  - 14/05/2018 06:20 Disclosure - Modern Chemical Industries Co. produce the Annual Financial Statements for 2017