



Weekly Report of the Iraqi Stock Exchange

12/01/2020

Al-Karmal Stock Exchange

Organized by Taha Ajina

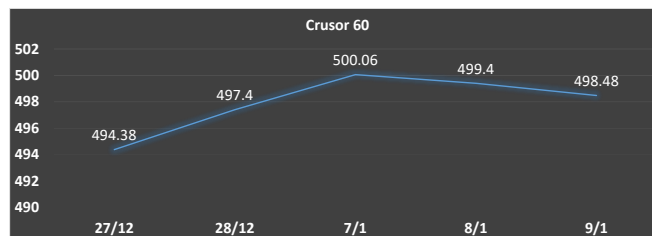
Find us on facebook

Visit our website: <https://isx-karmal.com>

Contact us on this E-mail: info@isx-karmal.com

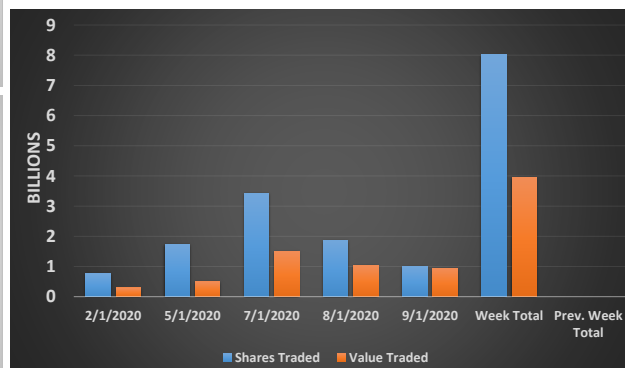
Al Karmal offer to customers this daily report to help them to know what has been today in the Iraqi Stock Exchange. And this report prepared by research department of Al-Karmal Stock Exchange firm of sources available and accessible to all, and we must not take the report incentive for buying, selling, or taking any investment or decisions. And what of views and information we believe it is fair and accurate as they are. And Al-Karmal company does not put up with any responsibility for any losses resulting from our daily report.

Summary of the day	
Value	3,956,064,939
Traded Shares	8,007,573,792
Trades	2037
ISX Price Index 60	498.48
Change %	
Listed Companies	102
Traded Companies	48
High Companies	12
Low Companies	12



Day	Shares Traded	Value Traded
2/1/2020	767,039,524	289,906,247
5/1/2020	1,733,804,984	496,974,396
7/1/2020	3,409,754,170	1,497,356,389
8/1/2020	1,856,964,120	1,022,222,386
9/1/2020	1,007,050,518	939,511,768
Week Total	8,007,573,792	3,956,064,939

Prev. Week Total

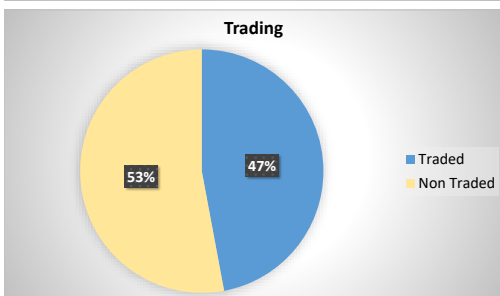
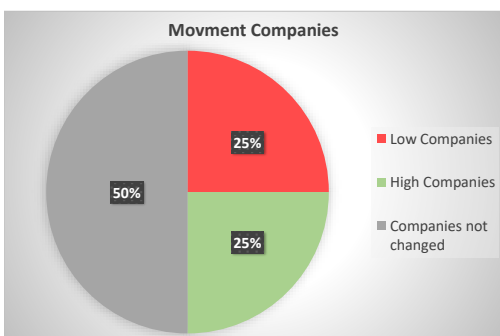


Value			
Company Name	Closing Price	Change(%)	Value
National Chemical &Plastic	2.92	9.77	1,020,512,126
Bank Of Baghdad	0.3	0	598,219,400
Al-Talf Islamic Bank	1.2	0	479,280,000
Iraqi Land Transport	1.58	-1.25	232,107,050
United Bank	0.09	0	221,575,301

Shares			
Company Name	Closing Price	Change(%)	Shares
United Bank	0.09	0	2,431,226,118
Bank Of Baghdad	0.3	0	1,992,998,000
Middle East Bank	0.11	0	847,496,118
Gulf Commercial Bank	0.15	0	580,418,845
Al-Talf Islamic Bank	1.2	0	399,400,000

Gainers			
Company Name	Closing Price	Change(%)	Shares
National Chemical &Plastic	2.92	9.77	388,921,895
Al-Mansour Pharmaceuticals	1.5	9.49	124,149,505
Modern Sewing	6.5	8.33	35,000
Al-Kindi of Veterinary Vaccines	2.05	7.89	57,632,108
Al -Khazer Road for Construction Materials	1.44	4.35	20,000

Losers			
Company Name	Closing Price	Change(%)	Shares
Erbil Bank	0.2	-20	1,000,000
Ready Made Clothes	10.13	-9.96	25,000
Babylon Hotel	68	-9.33	249,491
Al Attaa Islamic Bank	0.2	-9.09	147,124,277
Credit Bank	0.41	-4.65	54,100,000



Companies that have been dealt in today's session

Company Name	Code	Opening Price	Highest Price	Lowest Price	Average Price	Prev. Average Price	Closing Price	Prev. Closing Price	Change (%)	No. of trades	Traded Shares	Traded Value
Agricultural sector												
Agricultural Products Meat	AIPM	4.6	4.8	4.6	4.7	4.6	4.65	4.6	1.09	22	3,175,000	14,829,500
Iraqi Agricultural Products	AIRP	12	12	11.75	11.75	12	11.75	12	-2.08	6	1,002,000	11,911,000
Total agriculture										28	4,177,000	26,740,500
Banks sector												
Babylon Bank	BBAY	0.11	0.11	0.11	0.11	0.11	0.11	0.11	0	24	176,000,000	19,360,000
Bank Of Baghdad	BBOB	0.3	0.31	0.29	0.3	0.3	0.3	0.3	0	163	1,992,998,000	598,219,400
Commercial Bank of Iraq	BCOI	0.47	0.47	0.47	0.47	0.47	0.47	0.47	0	16	21,866,886	10,277,436
Gulf Commercial Bank	BGUC	0.15	0.16	0.14	0.15	0.15	0.15	0.15	0	75	580,418,845	87,465,077
Investment Bank of Iraq	BIBI	0.28	0.28	0.28	0.28	0.28	0.28	0.28	0	5	22,316,856	6,248,720
Middle East Bank	BIME	0.1	0.11	0.1	0.11	0.11	0.11	0.11	0	86	847,496,118	93,124,573
Mosul Bank For Investment	BMFI	0.16	0.16	0.16	0.16	0.16	0.16	0.16	0	8	54,000,000	8,640,000
Al-Mansour Bank	BMNS	0.67	0.69	0.67	0.67	0.67	0.67	0.67	0	47	140,065,347	94,444,782
National Islamic Bank	BNAI	1	1	1	1	0.99	1	1	0	1	10,000	10,000
United Bank	BUND	0.08	0.1	0.08	0.09	0.09	0.09	0.09	0	241	2,431,226,118	221,575,301
Erbil Bank	BERI	0.2	0.2	0.2	0.2	0.25	0.2	0.25	-20	1	1,000,000	200,000
Al Attaa Islamic Bank	BLAD	0.25	0.25	0.2	0.21	0.22	0.2	0.22	-9.09	35	147,124,277	33,453,826
Credit Bank	BROI	0.41	0.44	0.41	0.42	0.43	0.41	0.43	-4.65	29	54,100,000	22,831,000
Ashour Bank	BASH	0.24	0.25	0.24	0.24	0.24	0.24	0.24	0	5	8,504,323	2,041,081
Al-Talf Islamic Bank	BTIB	1.2	1.2	1.2	1.2	1.2	1.2	1.2	0	2	399,400,000	479,280,000
Asia Al Iraq Islamic Bank for Investment	BAIB	1.1	1.1	1.1	1.1	1.1	1.1	1.1	0	4	200,000,000	220,000,000
National Bank of Iraq	BNOI	0.6	0.6	0.6	0.6	0.6	0.6	0.61	-1.64	1	7,144	4,286
Sumer Commerical Bank	BSUC	0.51	0.51	0.51	0.51	0.51	0.51	0.51	0	3	8,152,351	4,157,699
Iraqi Islamic Bank	BIIB	0.41	0.41	0.41	0.41	0.4	0.41	0.4	2.5	2	1,000,000	410,000
Total of banks										748	7,085,686,265	1,901,743,182
Hotel & Tourism sector												
Baghdad Hotel	HBAG	8.5	8.5	8.5	8.5	8.4	8.5	8.4	1.19	2	150,000	1,275,000
National for Tourist Investment	HNTI	9.15	9.2	9.15	9.18	9.15	9.2	9.15	0.55	8	632,875	5,795,806
Palestine Hotel	HPAL	9.5	9.5	9.5	9.5	9.5	9.5	9.5	0	5	730,000	6,935,000
Al-Mansour Hote	HMAN	13	13	13.25	13.25	13	13.25	13	1.92	8	734,100	9,578,075
Babylon Hotel	HBAY	70	70	66	66.61	75	68	75	-9.33	22	249,491	16,619,397
Total of hotels & tourism										45	2,496,466	40,203,278
Industry sector												
Baghdad Soft Drinks	IBSD	3.25	3.26	3.2	3.21	3.24	3.21	3.24	-0.93	113	35,754,921	115,659,167
Iraqi Marketing Date	IIDP	1.18	1.32	1.17	1.25	1.27	1.27	1.27	0	116	61005258	75206704.44
Iraqi For Tufted Carpets	IITC	8.9	8.9	8.7	8.75	8.75	8.75	8.75	0	11	1,002,000	8,772,550
Al-Kindi of Veterinary Vaccines	IKLV	1.75	2.06	1.75	2.01	1.9	2.05	1.9	7.89	152	57,632,108	111,154,663
Al-Mansour Pharmaceuticals	IMAP	1.11	1.37	1.11	1.5	1.37	1.5	1.37	9.49	133	124,149,505	155,370,128
Metallic Industries and Bicycles	IMIB	3	3.7	3	3.59	3.4	3.51	3.4	3.24	69	7,718,000	25,465,050
National Chemical &Plastic	INCP	2.12	2.92	2.12	2.9	2.66	2.92	2.66	9.77	426	388,921,895	1,020,512,126
Ready Made Clothes	IRMC	10.13	10.13	10.13	10.13	11.25	10.13	11.25	-9.96	1	25,000	253,250
National Furniture Industries	IHFI	1.65	1.65	1.48	1.5	1.5	1.5	1.5	0	19	3,556,248	5,329,372
Al -Khazer Road for Construction Materials	IKHC	1.44	1.44	1.44	1.44	1.38	1.44	1.38	4.35	1	20,000	28,800
Modern Sewing	IMOS	6	6.5	6	6.5	6	6.5	6	8.33	2	35,000	215,000
Total of industries										1043	679,819,935	1,517,966,810
Service sector												
Baghdad -Iraq Transportation	SBPT	18.2	18.57	18.2	18.5	18.5	18.5	18.5	0	10	1,147,750	21,217,625
Iraqi Land Transport	SILT	1.7	1.7	1.47	1.59	1.6	1.58	1.6	-1.25	27	145,370,000	232,107,050
Kharkh Tour Amuzement City	SKTA	4.75	4.79	4.25	4.45	4.59	4.4	4.59	-4.14	41	28,701,278	131,659,850
Mamoura Realestate Investment	SMRI	1.71	1.71	1.7	1.7	1.7	1.7	1.7	0	4	6,319,307	10,757,822
Al-Nukhba for construction	SNUC	0.4	0.41	0.39	0.39	0.4	0.4	0.4	0	12	38,340,617	15,200,343
Al-Ameen Estate Investment	SAEI	0.68	0.68	0.68	0.68	0.68	0.68	0.68	0	1	150,000	102,000
Total services										95	220,028,952	411,044,690
Insurance sector												
Alahliya For Insurance	NAHF	0.46	0.46	0.46	0.46	0.46	0.46	0.46	0	1	1,000,000	460,000
Dar Al-Salam for Insurance	NDSA	0.63	0.63	0.63	0.63	0.65	0.63	0.65	-3.08	1	500,000	315,000
Al-Ameen for Insurance	NAME	0.55	0.55	0.55	0.55	0.57	0.55	0.57	-3.51	2	5,000,000	2,750,000
Total insurances										4	6,500,000	3,525,000
Telecommunication sector												
Asia Cell Telecommunication	TASC	8.5	8.7	8.5	8.65	8.6	8.65	8.6	0.58	33	5,325,174	45,991,479
Al-Khatem Telecoms	TZNI	2.5	2.5	2.5	2.5	2.5	2.5	2.5	0	41	3,540,000	8,850,000
Total of telecommunications										74	8,865,174	54,841,479
Grand Total										2037	8,007,573,792	3,956,064,939

Anouncement & Market News:

Disclosure - Baghdad Soft Drinks produce the Quarterly disclosure for the Fourth quarter 2019

9/1/2020 10:49

General Assembly meeting for Middle East Bank will be holding on Saturday 25/1/2020

9/1/2020 10:32

General Assembly meeting for Middle East Bank will be holding on Saturday 25/1/2020 at Erbil Crystal Hotel to discuss the following :
the Administration Council Activity report for the two years 2017,2018 , the financial statement of the two ended years 31/12/2017,31/12/2018 discuss the deficit .
last session will be on Monday 20/1/2020.

suspended trading companies from Sunday 12/1/2020 for not produce the quarterly disclosure

9/1/2020 10:25

suspended trading companies from Sunday 12/1/2020 for not produce the quarterly disclosure of the third quarter 2019
the companies are :region trade Bank , Modern Chemical Industrieis , Dar Esalam Bank , Ashur Hotel , Light Industries , Electronic Industries , Cartoon Industries ,
Modern Paints , Modern Constrction Materials Industry , AL-Badia for General Trans , Al-Khair for Financial Investment , AL- Nibal AL- Arabya For Money Transfer .

ISIN Code for Ameen Al- Iraq Bank for Islamic Investment & Finance

9/1/2020 10:14

Name company :Ameen Al- Iraq Bank for Islamic Investment & Finance
Code Company BAME
ISIN Code IQ000A2PX1L3
Capital Bank :100,000,000,000

The Holidays In Iraq 2020

9/1/2020 6:57

http://www.isx-ig.net/isxportal/files/story1_120_1_4_6_57_20.pdf



12/01/2020

Find us on facebook

AI-Karmal Stock Exchange